


# A+W Clarity

Software for Glass



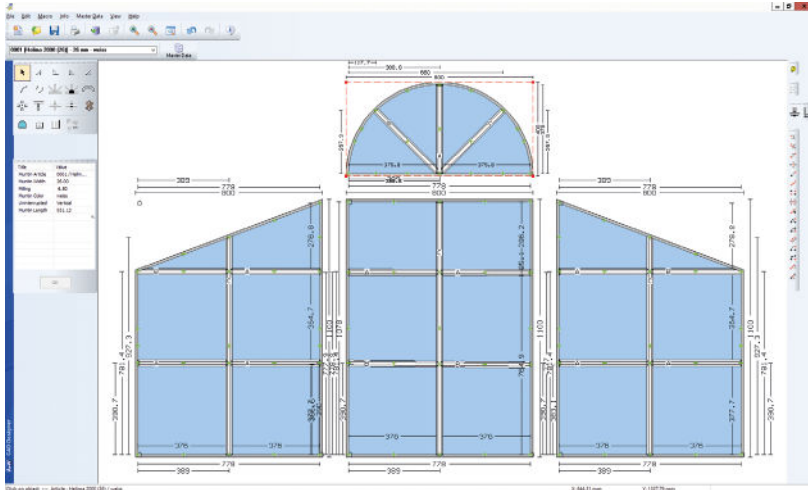
## A+W CAD DESIGNER

Designing Made Easy.

A+W CAD Designer combines two powerful functions: The input and construction of free shapes for glass processing and a powerful Georgian bar construction program.

[www.a-w.com](http://www.a-w.com)

## Easy design of bar patterns



### Your benefits:

- Easy and quick creating and dimensioning of complex bar designs
- Little training needed thanks to graphic tools and a modern user interface
- Possible direct control of the bar saw
- Cost and time savings thanks to generation and use of template files as well as integrated logic for the bar distribution (e.g., the same opening areas or the same drill point distance)

### Attractive bar designs made easy

Original architecture and individual taste are increasingly being expressed in unusual bar designs. The frequency of special designs requires the use of a high-performance design program that is also in a position to output a picture of the desired bar arrangement on the screen via a printer or plotter in the original size.

Therefore, A+W CAD Designer (Bars) has a bar design program with graphical interface that allows the majority of common bar types to be arranged on a rectangular or shaped lite. Bars of different widths can be used in a design as well as different bar types within a bar pattern.

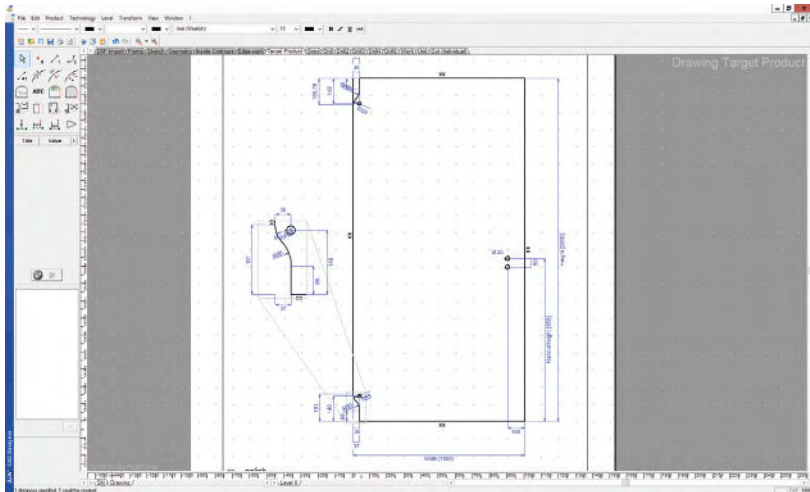
The A+W CAD Designer (Bars) allows designs with straight bars, arced bars, and bars with free angles.

In addition to automatic functions for bar distribution, the A+W CAD Designer (Bars) provides assistance for completely free-form designs. These "helping points" can be generated from a series of geometric operations (e.g., cut point or distance). In addition, individual bars or groups of bars can be manipulated in many different ways.

All production papers can be designed freely and output on either a monitor or printed form. The output can be done in various sizes on through to a plotter in a 1:1 scale. The drawing contains all relevant information for bar crossings, as well as a list of the profiles to be cut.

In addition to the design of bar patterns, the A+W CAD Designer (Bars) generates NC code for the activation of your bar saw.

## Design technical drawings without AutoCAD knowledge



### Your benefits:

- Easy and quick creation of complex individual shapes and standard template files
- Easy entry and changing of difficult geometries and processings (especially edge stripping and complex inside cut-outs)
- Use of imprecise digitized geometries thanks to the A+W patented smoothing process
- Incorporation of the created CAD files into the A+W basic products ERP and PPS
- Opportunity to directly control your CNC machines via DXF transfer

The special challenge of free-form entry of construction and automobile glass is entering the of multitude parameters quickly and correctly, drawing technically correctly and clearly, and generating a reliable CNC code.

The A+W CAD Designer (Shapes) enables the entry of lite and contour data, all processings, the takeover of customer CAD data, and the digitalization of templates, for example, via a digitalization table or virtual digitizing.

From this data, A+W CAD Designer (Shapes) generates and makes available CNC codes for cutting and processing machines, including positioning parameters, grinding codes, and drilling instructions, as well as drawings for commercial papers and production.

The program has geometry- and technology-related views in which the shape can be manipulated at will for print output. The incorporation of free text elements is also possible in A+W CAD Designer (Shapes) as is the detail view of small cut-outs, area fillings, and associative hatching.

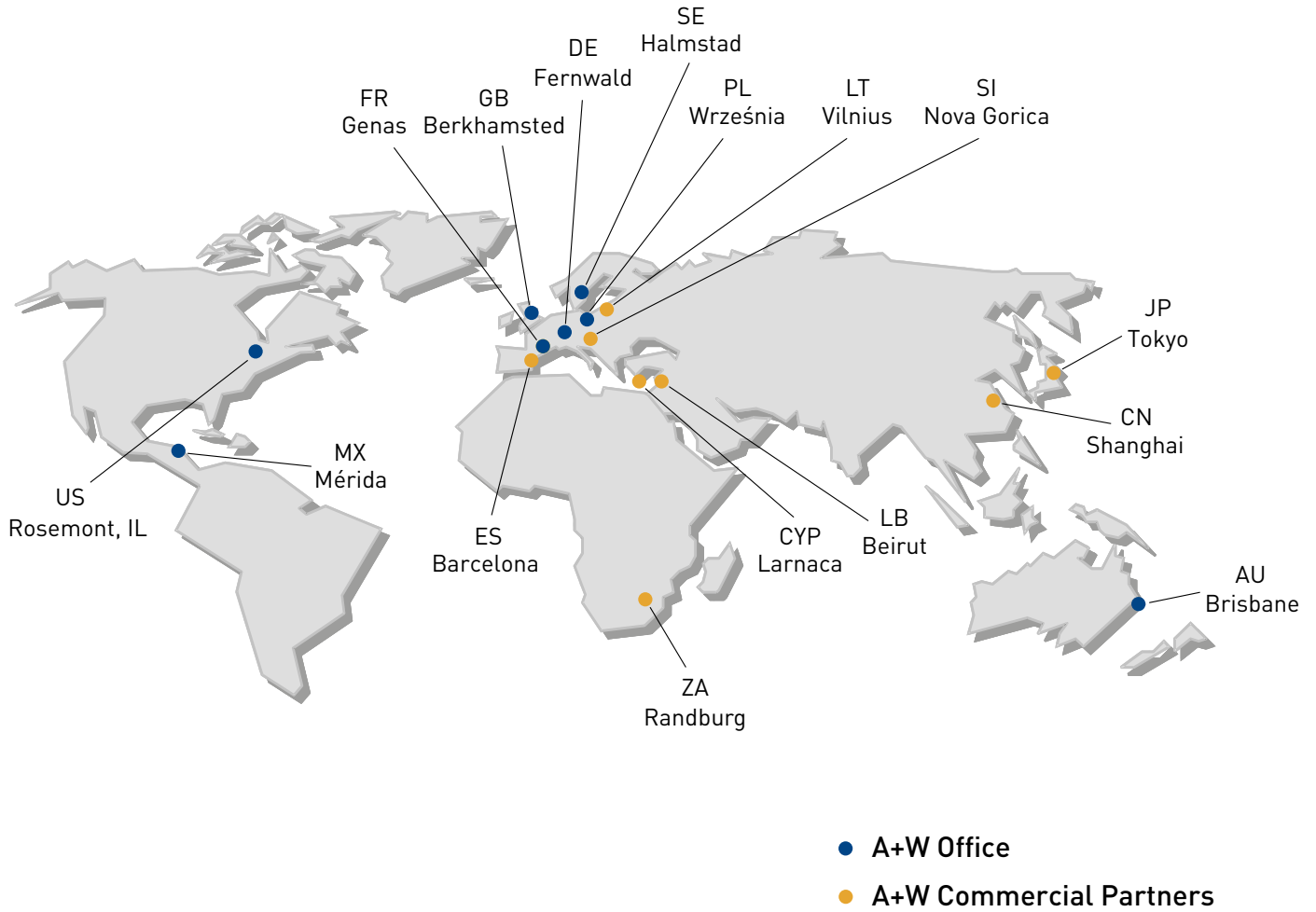
### Technical order entry

A+W CAD Designer (Shapes) can be completely integrated with A+W ERP systems. The order processor, who enters demanding shaped lites and processing with A+W Business or A+W Enterprise, can become a designer.

Even if this costs them just a few mouse clicks and the modification of some data – they can produce the entire lite virtually with all technical details. For this, they don't even have to be a CAD expert. Depending on the configuration of the order processing system, all frequently-occurring base patterns (i.e., shapes, processings, and bars) are cataloged, archived, and made available as templates. If the order entry detects production-technical overlap of the product currently being entered with one of the stored templates, it assigns it the appropriate technical specifications. A template can be a highly-complex, multi-part design. Necessary technical changes that arise due to rescaling are taken over automatically.

A+W Software USA Inc.  
10275 West Higgins Road, Suite 250  
Rosemont, Illinois 60018 USA  
Phone + 1 312 470 6645 (Main)  
Phone + 1 888 254 2915 (Toll Free)  
Fax + 1 847 948 9425  
usa@a-w.com  
www.a-w.com

A+W Software Australia  
37 Brandl Street  
Eight Mile Plains  
Queensland, 4113  
Australia  
Phone + 61 1800 849 233  
australia@a-w.com  
www.a-w.com



A+W has over 40 years of global market leadership in software for the flat-glass, window, and door industries for small-, medium-, and large-sized companies.

Our long-term experience is your benefit.

**A+W – Your Trusted Advisor**

Software for Glass, Windows & Doors